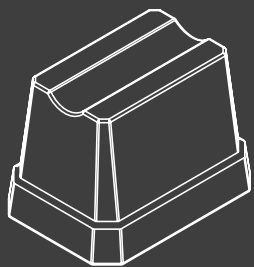


# ALFA



# NG45 A

## Self-Contained Ice Cube Maker

**SKOPE®****ITV**  
ICE makers

### Features



- 45kg ice cube production in 24 hours
  - Produces pure and clear, solid ice cubes
  - Perfectly separated and consistent in size
  - 20 kg ice storage capacity
  - Easy access external operational switches
  - Strong solid AISI 304 stainless steel box-type frame
  - Easy servicing without disassembling the whole machine
  - Patented robust folding door with noise reduction system
  - Flexible nozzle spray system to reduce build up of limescale
  - Front and rear ventilation system allows machine to be built-in (ventilation clearances required)
  - Cleaning switch allows circulation of water with descaling product (calklin or similar)
  - Tropical T Class compressors suitable for use in environments up to 43°C ambient
  - ITV designed motor pump, no seals to avoid deterioration
  - Designed to allow easy disassembly and servicing for minimal disruption
  - 2 year warranty
- Installation must be carried out by a qualified plumber or refrigeration mechanic**

### Supplied Accessories



Water Inlet  
Hose



Drain Hose



Gasket  
Washers



Medium  
Scoop



Adjustable  
height legs

Backflow prevention  
device

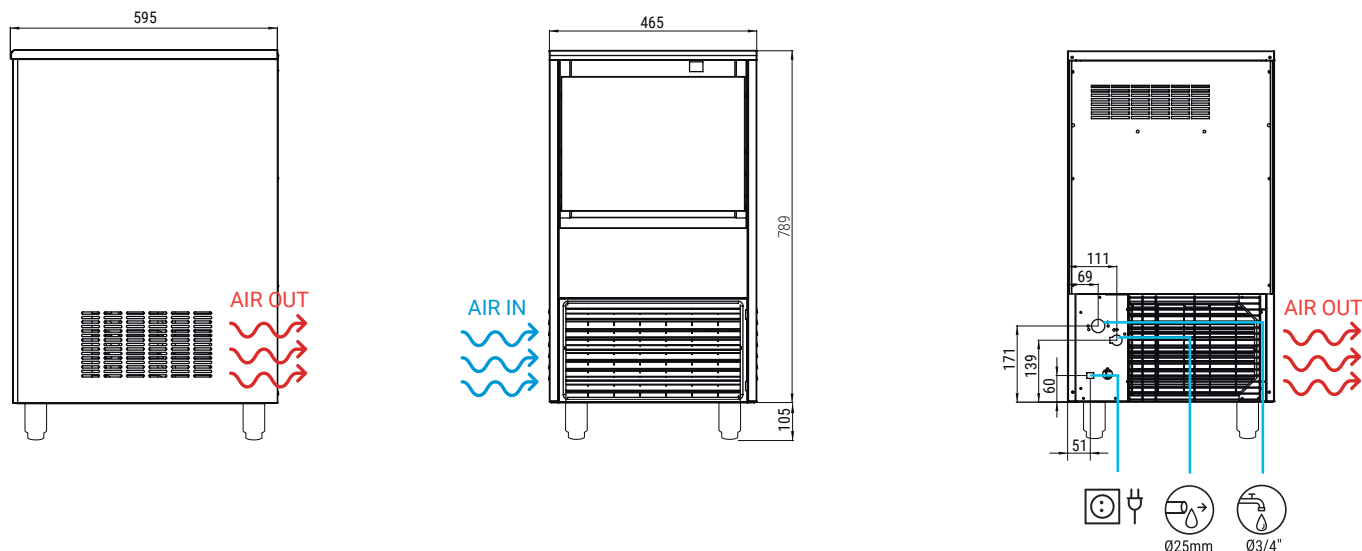
### Water Filter



A Watermark approved\* water filter, suitable for the water type at the place of installation must be used. SKOPE can provide a water filter that protects the Ice Maker, and ensures proper function and high quality ice production. Service or repair due to absence of a suitable water filter will not be covered by SKOPE warranty. Contact SKOPE for more information.

\*Watermark approval is only applicable to Australian installations. Elsewhere, a suitable water filter must be used

## Machine Specifications











<b>Machine dimensions</b>	465 x 595 x 789mm
<b>Packed dimensions</b>	540 x 650 x 920mm
<b>Machine weight</b>	50kg
<b>Packed weight</b>	57kg
<b>Floor area</b>	0.32m <sup>2</sup>

### Ventilation recommendations

- 100mm behind the cabinet
- 100mm above the cabinet

**Optional castor height** 62mm

									
(W)	(Btu/h)	(W) 43°C	(n.)	(mm²)	FUSE	(Kwh)	(l/h)	(W)	(Btu/h)
1,304	4,449	580	2	1.5	10	24	7.7	954	3,255

## Ice Specifications



<b>Ice dimensions</b>	39 x 27 x 30mm
<b>Ice cube volume</b>	17/21cc
<b>Ice cubes per cycle</b>	30
<b>Ice cube storage capacity</b>	20kg

### Ice production per 24 hour cycle (kg)

		Water temperature			
		10°C	15°C	21°C	30°C
Air temperature	10°C	48	47	45	42
	21°C	46	45	43	40
	32°C	39	47	33	31
	43°C	30	28	23	19



Electrical Safety & EMC  
Regulatory Compliance Mark



**2 Year Warranty Protection**  
Parts & Labour

### SKOPE INDUSTRIES LIMITED

Australian Freephone: 1800 121 535  
New Zealand Freephone: 0800 947 5673  
Email: [skope@skope.com](mailto:skope@skope.com)  
Website: [www.skope.com](http://www.skope.com)