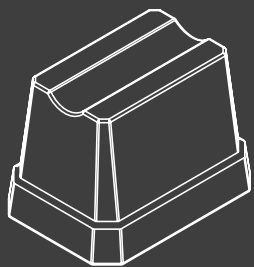


ALFA



NG60 A

Self-Contained Ice Cube Maker

SKOPE®**ITV**
ICE makers

Features



- 60kg ice cube production in 24 hours
 - Produces pure and clear, solid ice cubes
 - Perfectly separated and consistent in size
 - 25kg ice storage capacity
 - Easy access external operational switches
 - Strong solid AISI 304 stainless steel box-type frame
 - Easy servicing without disassembling the whole machine
 - Patented robust folding door with noise reduction system
 - Flexible nozzle spray system to reduce build up of limescale
 - Front and rear ventilation system allows machine to be built-in (ventilation clearances required)
 - Cleaning switch allows circulation of water with descaling product (calklin or similar)
 - Tropical T Class compressors suitable for use in environments up to 43°C ambient
 - ITV designed motor pump, no seals to avoid deterioration
 - Designed to allow easy disassembly and servicing for minimal disruption
 - 2 year warranty
- **Installation must be carried out by a qualified plumber or refrigeration mechanic**

Supplied Accessories



Water Inlet
Hose



Drain Hose



Gasket
Washers



Medium
Scoop



Adjustable
height legs

Backflow prevention
device

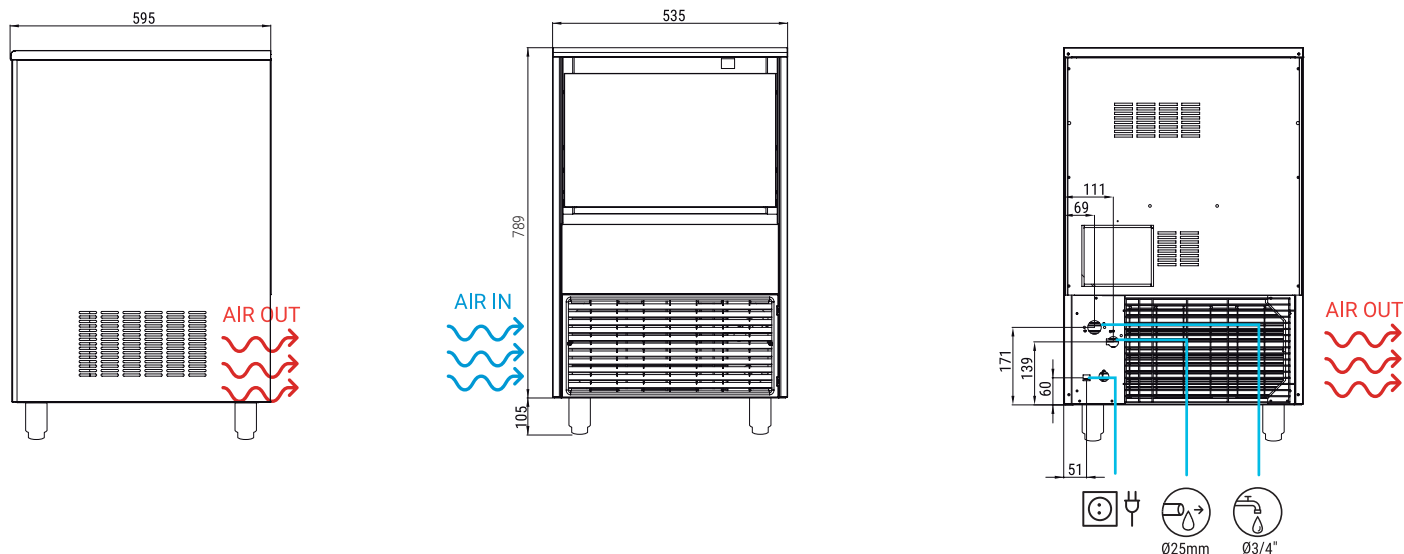
Water Filter



A Watermark approved* water filter, suitable for the water type at the place of installation must be used. SKOPE can provide a water filter that protects the Ice Maker, and ensures proper function and high quality ice production. Service or repair due to absence of a suitable water filter will not be covered by SKOPE warranty. Contact SKOPE for more information.

*Watermark approval is only applicable to Australian installations. Elsewhere, a suitable water filter must be used

Machine Specifications












Machine dimensions	535 x 595 x 789mm
Packed dimensions	610 x 650 x 920mm
Machine weight	56kg
Packed weight	61kg
Floor area	0.36m ²

Ventilation recommendations

- 100mm behind the cabinet
- 100mm above the cabinet

Optional castor height 62mm

							
(W)	(Btu/h)	(W) 43°C	(n.) (mm ²)	FUSE	(Kwh)	(l/h)	(W) (Btu/h)
	1,304 4,449	590	2 1.5	10	19,7	7.1	954 3,255

Ice Specifications



Ice dimensions	39 x 27 x 30mm
Ice cube volume	17/21cc
Ice cubes per cycle	45
Ice cube storage capacity	25kg

Ice production per 24 hour cycle (kg)

		Water temperature			
		10°C	15°C	21°C	30°C
Air temperature	10°C	67	63	58	50
	21°C	65	60	55	47
	32°C	55	50	46	38
	43°C	44	38	35	26



Electrical Safety & EMC
Regulatory Compliance Mark



2 Year Warranty Protection
Parts & Labour

SKOPE INDUSTRIES LIMITED

Australian Freephone: 1800 121 535

New Zealand Freephone: 0800 947 5673

Email: skope@skope.com

Website: www.skope.com