



Display - Underbench

Where form and function combine

Contents

Underbench Fridges BackBar	4
Key Features	6
BackBar Summary	12
BackBar Specs	14
CounterLine Summary	16
CounterLine Specs	18
SlimLine Summary	20
SlimLine Specs	22
Glass Chiller Summary	24
Glass Chiller Specs	26
 Underbench Fridges Ascend	28
Key Features	30
Ascend Summary	34
Ascend Specs	36





BackBar

Raising the bar

BackBar

Maximise storage & display

SKOPE's BackBar series sets a new benchmark in bar refrigeration, combining performance, efficiency and optimum merchandising. With superior storage capacity and a completely front-breathing design, the BackBar reduces wasted floor space ensuring more cold products on display and therefore more to sell. With frameless glass doors and high-impact dimmable lighting you also have more visibility of your products - a sure way to increase sales. With more products close at hand, you'll also improve staff efficiency and customer service times.

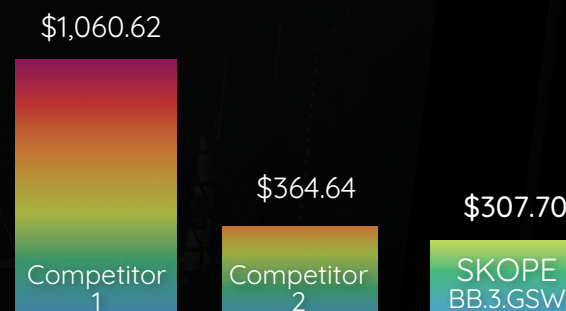
A bar fridge for every space

Different bars demand different design and operational needs. That's why BackBar is available in three footprints – BackBar, CounterLine, and SlimLine along with a matching Glass Chiller. Traditional bars maximise customer sightlines via high back-of-bar fridges. SKOPE BackBar's 920mm high body fits 3 rows of standard beer bottles or two rows of wine. CounterLine is typically used under the bar counter where its 830mm height and 680mm depth combines capacity with practicality. The SlimLine, as its name suggests, suits smaller footprint sites, but includes the same aesthetics and functionality of all BackBar models. Because some bars need a unique look, the BackBar series can be customised to almost any finish or design by SKOPE's expert custom refrigeration engineers.

Cutting edge power efficiency

Expertly designed natural refrigerant technology, low energy LED lighting, and energy-saving settings via the free SKOPE-connect app ensure minimised carbon footprint and energy efficiency gains of up to 63% over the previous generation. The range also delivers huge savings on energy costs when compared to competitor models.

Annual running cost comparison¹



Unprecedented control

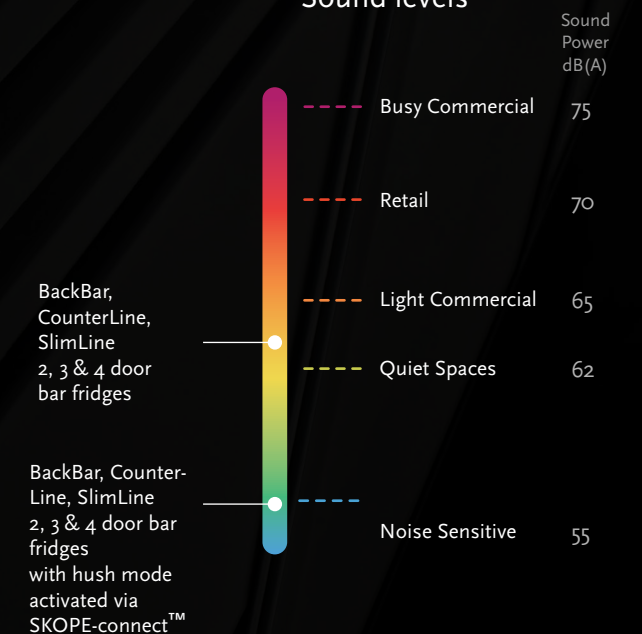
Hush the fan, dim or schedule the lights, choose the optimum temperature for your product. Do it all at the touch of your smartphone with the SKOPE-connect app.

- Red Wine (15°C to 19°C)
- White Wine (8°C to 11°C)
- Sparkling Wine (7°C to 10°C)
- Beer – Ales/Lagers (0°C to 4°C)
- Beer – Stouts/Bitters (3°C to 6°C)
- Cold Drinks (0°C to 4°C)
- Food Safe (1°C to 4°C)

Tailored customer experience

BackBar is renowned for its commitment to quiet front of house experiences. At the touch of a button via the SKOPE-connect app, activate hush mode and the fan will fade into near silence. Dim the interior lights to create an ambience that perfectly complements the establishment's mood. This attention to detail sets the stage for lasting memories and unwavering customer loyalty.

Sound levels



¹ Energy costs calculated from published GEMS data of comparable models at 30c/kWh for 365 days.

The SKOPE Difference | Nothing performs like a SKOPE



Superior Storage Capacity

With BackBar's market-leading capacity you can store up to 420 bottles or 544 cans. Fully adjustable shelving allows the height to display two shelves of Riesling bottles or three shelves of lager bottles per door.



Precise Temperature Control

Approved for food safe storage (M1: 0-5°C) and engineered for customised storage of speciality drinks. Adjust the temperature from 0°C to 15°C to store anything from white wine, red wine, beer, or cider using the free SKOPE-connect app.



Quiet Running

BackBar is a name synonymous with quiet front of house experiences and the latest series are our quietest bar fridges yet. Reduce noise even further with built-in hush mode.



Drive More Sales

Frameless glass doors, condensation protection, and bright LED lighting, which can be dimmed at the touch of a button, ensures maximum product visibility to encourage impulse purchases.



Unrivalled Energy Efficiency

Truly green natural R290 refrigerant ensures minimised carbon footprint and up to 63% reduction in energy consumption, saving up to \$750 a year on power bills.



Optimise Space

A compact, front breathing refrigeration cartridge allows fridges to be built-in or placed against a wall. The cartridge is interchangeable for quicker, safer servicing.



Efficient Operation

Highly efficient performance in hot climates, including ambient temperatures of up to 40°C, making it perfect for even the hottest environments.



Superior Warranty Protection

SKOPE has always been synonymous with quality. That's why BackBar is backed by a market-leading full 3 year warranty on registration.

BackBar | Summary



Perfect for:

- Bars, cafes, kitchens
- Providing maximum product visibility
- Displaying specialised bottles like tall Riesling and craft beer bottles
- Storing food and drink - including specific temperature needs

Total Capacity of 2 - 4 door models

- 168 - 336 x 600ml bottles
- 168 - 360 x 330ml cans



Maximise Storage & Display



Unprecedented Control




Quicker, Safer Servicing

Available Configurations

- Doors – 2, 3, 4
- Door Hinge – swing (with alternate side openings) or sliding
- Cabinet Finish - powder coat (black/black, white/white, custom colours) or stainless steel
- Door Finish – double glazed low E glass, tropical heated glass or solid
- Refrigeration Unit – left or right hand self-contained or remote



BB.2.GSW



BB.3.GSL



BB.4.SSW

Key Features

- Natural R290 refrigerant with very low running costs
- Double glazed low-E doors as standard for great visibility
- Heated cabinet fascia for condensation protection
- Powder coated for improved finish and durability
- LED dimmable interior lighting
- Adjustable height plastic coated wire shelves
- Built-in retractable locking tabs
- Up to 6 star GEMS energy rating
- 3 year warranty

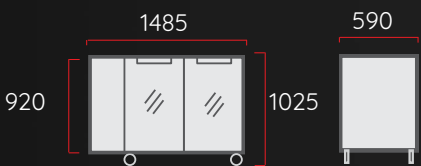
Stock Availability

- Stocked – swing 2, 3, 4 door, self contained models in black/black with left hand unit
- Made to Order – all other swing door model configurations and all sliding and solid door models

Options

- Flat stainless steel benchtop
- Set of legs
- Right hand services
- Extra shelves and clips
- Punched stainless steel shelves
- Designer doors
- Plinth mounting
- Passthrough
- Viewing panel at rear

BackBar | Specifications



Product Details

	2 Door BackBar Fridge		3 Door BackBar Fridge		4 Door BackBar Fridge	
Model Number	BB.2.GSW	BB.2.GSL	BB.3.GSW	BB.3.GSL	BB.4.GSW	BB.4.GSL
Door Type	Swing	Sliding	Swing	Sliding	Swing	Sliding
Door Finish	Frameless double glazed low-E glass		Frameless double glazed low-E glass		Frameless double glazed low-E glass	
Footprint (m²)	0.87	0.89	1.21	1.22	1.53	1.56
Shelves	4 x plastic coated wire shelves		6 x plastic coated wire shelves		8 x plastic coated wire shelves	
Interior Lighting	1 x 16W cool white (5500-6500K) LED strip		1 x 24W cool white (5500-6500K) LED strip		2 x 16W cool white (5500-6500K) LED strips	
Refrigeration Unit	Self-contained R290 (standard) or remote (MTO)		Self-contained R290 (standard) or remote (MTO)		Self-contained R290 (standard) or remote (MTO)	

Storage Capacity

Internal Volume (L)	410		635		860	
Product Facing	28 x 330ml can	28 x 600ml bottle	44 x 330ml can	42 x 600ml bottle	60 x 330ml can	56 x 600ml bottle
Product Loading	168 x 330ml can	168 x 600ml bottle	264 x 330ml can	252 x 600ml bottle	360 x 330ml can	336 x 600ml bottle

Performance


Max Ambient Temperature (°C)	40	32	40	32	40	32
Temperature Range (°C)	1 to 4 (adjustable from 0 to 15 via SKOPE-connect)		1 to 4 (adjustable from 0 to 15 via SKOPE-connect)		1 to 4 (adjustable from 0 to 15 via SKOPE-connect)	
GEMS Certified Climate Class	3M1		3M1		3M1	
Energy Consumption (kWh/24h)	2.1	4.98	2.81	5.74	4.48	8.17
Annual Running Cost (@ \$0.30/kWh)	\$230	\$545	\$308	\$629	\$491	\$895
Current Draw (Amps)	2.6		2.6		4.0	



Download
Spec Sheets
on our website



CounterLine | Summary



- Perfect for:
- Under the counter or low bars at bars, cafes, kitchens
 - Storing a large volume of product within easy reach
 - Reducing the time spent restocking front of house
 - Storing food and drink - including specific temperature needs

- Total Capacity of 2 - 4 door models
- 196 - 420 x 600ml bottles
 - 256 - 544 x 330ml cans



Maximise Storage & Display



Unprecedented Control




Quicker, Safer Servicing

Available Configurations


- Doors – 2, 3, 4
- Door Hinge – swing (with alternate side openings) or sliding
- Cabinet Finish - powder coat (black/black, white/white, custom colours) or stainless steel
- Door Finish – double glazed low E glass, tropical heated glass or solid
- Refrigeration Unit – left or right hand self-contained or remote



CL.2.SSW



CL.3.GSL



CL.4.GSW

Key Features

- Natural R290 refrigerant with very low running costs
- Double glazed low-E doors as standard for great visibility
- Heated cabinet fascia for condensation protection
- Powder coated for improved finish and durability
- LED dimmable interior lighting
- Adjustable height plastic coated wire shelves
- Built-in retractable locking tabs
- Up to 6 star GEMS energy rating
- 3 year warranty

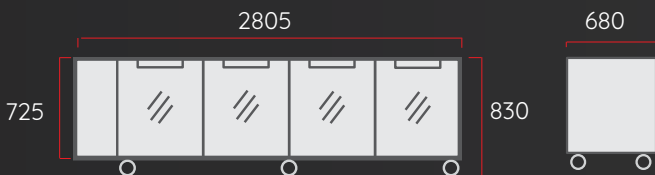

Options

- Flat stainless steel benchtop
- Set of legs
- Right hand services
- Extra shelves and clips
- Punched stainless steel shelves
- Designer doors
- Plinth mounting
- Passthrough
- Viewing panel at rear

Stock Availability

- Stocked – swing 2, 3, 4 door self-contained models in black/black with left hand unit
- Made to Order – all other swing door model configurations and all sliding and solid door models

CounterLine | Specifications



Product Details

	2 Door CounterLine Fridge		3 Door CounterLine Fridge		4 Door CounterLine Fridge	
Model Number	CL.2.GSW	CL.2.GSL	CL.3.GSW	CL.3.GSL	CL.4.GSW	CL.4.GSL
Door Type	Swing	Sliding	Swing	Sliding	Swing	Sliding
Door Finish	Frameless double glazed low-E glass		Frameless double glazed low-E glass		Frameless double glazed low-E glass	
Footprint (m²)	1.07	1.09	1.49	1.51	1.91	1.93
Shelves	4 x plastic coated wire shelves		6 x plastic coated wire shelves		8 x plastic coated wire shelves	
Interior Lighting	1 x 16W cool white (5500-6500K) LED strip		1 x 24W cool white (5500-6500K) LED strip		2 x 16W cool white (5500-6500K) LED strips	
Refrigeration Unit	Self-contained R290 (standard) or remote (MTO)		Self-contained R290 (standard) or remote (MTO)		Self-contained R290 (standard) or remote (MTO)	

Storage Capacity

Internal Volume (L)	345		533		721	
Product Facing	32 x 330ml can	28 x 600ml bottle	52 x 330ml can	46 x 600ml bottle	68 x 330ml can	60 x 600ml bottle
Product Loading	256 x 330ml can	196 x 600ml bottle	416 x 330ml can	322 x 600ml bottle	544 x 330ml can	420 x 600ml bottle

Performance

Max Ambient Temperature (°C)	40	32	40	32	40	32
Temperature Range (°C)	1 to 4 (adjustable from 0 to 15 via SKOPE-connect)		1 to 4 (adjustable from 0 to 15 via SKOPE-connect)		1 to 4 (adjustable from 0 to 15 via SKOPE-connect)	
GEMS Certified Climate Class	3M1		3M1		3M1	
Energy Consumption (kWh/24h)	1.87	4.13	2.50	5.46	4.21	8.24
Annual Running Cost (@ \$0.30/kWh)	\$205	\$452	\$274	\$598	\$461	\$902
Current Draw (Amps)	2.6		2.6		4.0	



Download
Spec Sheets
on our website



SlimLine | Summary




- Perfect for:
- Tighter spaces in bars, cafes and kitchens where slimmer proportions are required
 - Maximising storage even within a small footprint
 - Keeping product close to hand for faster service
 - Storing food and drink - including specific temperature needs

- Total Capacity of 2 - 4 door models
- 168 - 360 x 600ml bottles
 - 192 - 408 x 330ml cans



Maximise Storage & Display



Unprecedented Control



Quicker, Safer Servicing

Available Configurations

- Doors – 2, 3, 4
- Door Hinge – swing (with alternate side openings) or sliding
- Cabinet Finish - powder coat (black/black, white/white, custom colours) or stainless steel
- Door Finish – double glazed low E glass, tropical heated glass or solid
- Refrigeration Unit – left or right hand self-contained or remote



SL2.GSL



SL3.SSW



SL4.GSW

Key Features

- Natural R290 refrigerant with very low running costs
- Double glazed low-E doors as standard for great visibility
- Heated cabinet fascia for condensation protection
- Powder coated for improved finish and durability
- LED dimmable interior lighting
- Adjustable height plastic coated wire shelves
- Built-in retractable locking tabs
- Up to 6 star GEMS energy rating
- 3 year warranty

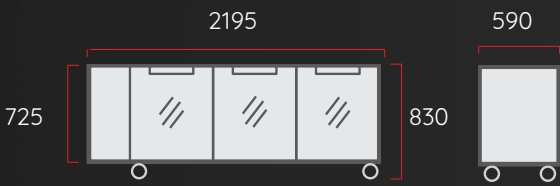
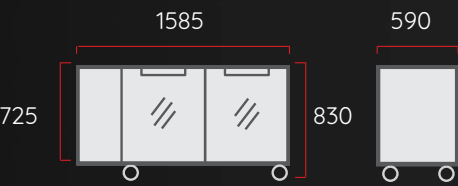
Options

- Flat stainless steel benchtop
- Set of legs
- Right hand services
- Extra shelves and clips
- Punched stainless steel shelves
- Designer doors
- Plinth mounting
- Passthrough
- Viewing panel at rear

Stock Availability

- Stocked – swing 2, 3, 4 door self-contained models in black/black with left hand unit
- Made to Order – all other swing door model configurations and all sliding and solid door models

BackBar SlimLine | Specifications



Product Details		2 Door SlimLine Fridge		3 Door SlimLine Fridge		4 Door SlimLine Fridge	
Model Number		SL.2.GSW	SL.2.GSL	SL.3.GSW	SL.3.GSL	SL.4.GSW	SL.4.GSL
Door Type		Swing	Sliding	Swing	Sliding	Swing	Sliding
Door Finish		Frameless double glazed low-E glass		Frameless double glazed low-E glass		Frameless double glazed low-E glass	
Footprint (m²)		0.93	0.95	1.29	1.31	1.65	1.68
Shelves		4 x plastic coated wire shelves		6 x plastic coated wire shelves		8 x plastic coated wire shelves	
Interior Lighting		1 x 16W cool white (5500-6500K) LED strip		1 x 24W cool white (5500-6500K) LED strip		2 x 16W cool white (5500-6500K) LED strips	
Refrigeration Unit		Self-contained R290 (standard) or remote (MTO)		Self-contained R290 (standard) or remote (MTO)		Self-contained R290 (standard) or remote (MTO)	
Storage Capacity							
Internal Volume (L)		290		448		606	
Product Facing		32 x 330ml can	28 x 600ml bottle	50 x 330ml can	44 x 600ml bottle	68 x 330ml can	60 x 600ml bottle
Product Loading		192 x 330ml can	168 x 600ml bottle	300 x 330ml can	264 x 600ml bottle	408 x 330ml can	360 x 600ml bottle
Performance							
Max Ambient Temperature (°C)		40	32	40	32	40	32
Temperature Range (°C)		1 to 4 (adjustable from 0 to 15 via SKOPE-connect)		1 to 4 (adjustable from 0 to 15 via SKOPE-connect)		1 to 4 (adjustable from 0 to 15 via SKOPE-connect)	
GEMS Certified Climate Class		3M1		3M1		3M1	
Energy Consumption (kWh/24h)		1.87	4.13	2.50	5.46	4.21	8.24
Annual Running Cost (@ \$0.30/kWh)		\$205	\$452	\$274	\$598	\$461	\$902
Current Draw (Amps)		2.6		2.6		4.0	



Download
Spec Sheets
on our website



Glass Chiller | Summary

Rapid chill for glassware

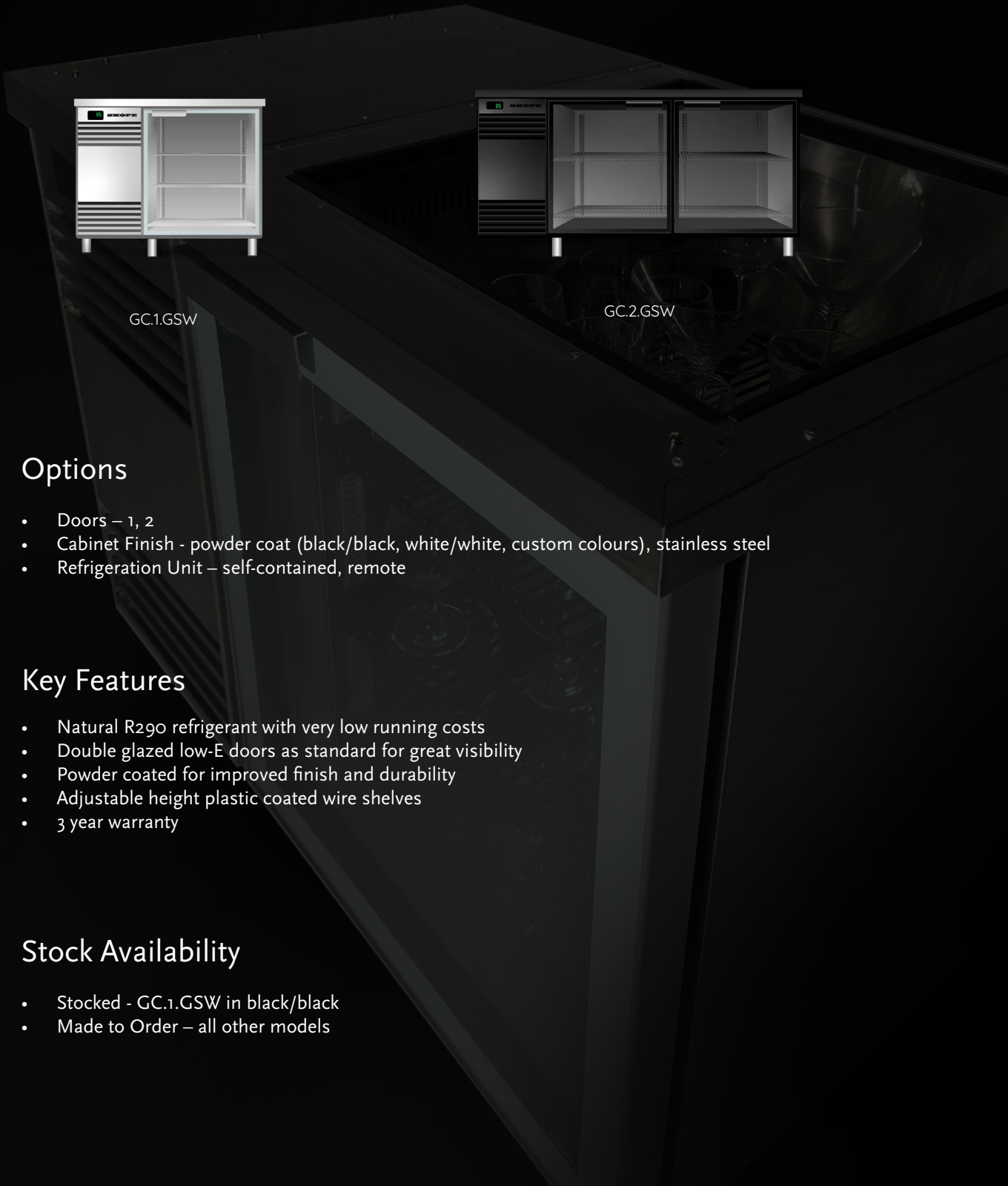
- Perfect for:
- Chilling glasses straight from the dishwasher in cafes, bars and kitchens
 - Keeping glassware under the bar and easily accessible for staff
 - Creating a seamless integrated look with your other SKOPE bar fridges



Maximise Storage & Display



Quicker, Safer Servicing



Options

- Doors – 1, 2
- Cabinet Finish - powder coat (black/black, white/white, custom colours), stainless steel
- Refrigeration Unit – self-contained, remote


Key Features

- Natural R290 refrigerant with very low running costs
- Double glazed low-E doors as standard for great visibility
- Powder coated for improved finish and durability
- Adjustable height plastic coated wire shelves
- 3 year warranty

Stock Availability

- Stocked - GC.1.GSW in black/black
- Made to Order – all other models

BackBar Glass Chiller | Specifications



Product Details		1 Door Glass Chiller	2 Door Glass Chiller
Model Number		GC.1.GSW	GC.2.GSW
Door Type		Swing	Swing
Door Finish		Frameless double glazed low-E glass	Frameless double glazed low-E glass
Footprint (m²)		0.57	0.94
Refrigeration Unit		Self-contained R290 (standard) or remote (made to order)	Self-contained R290 (standard) or remote (made to order)
Shelves		3 x plastic coated wire shelves	6 x plastic coated wire shelves
Internal Volume (L)		152	290
Performance			
Max Ambient Temperature (°C)		40	40
Temperature Range (°C)		1 to 4	1 to 4
Current Draw (Amps)		2.6	2.6



Download
Spec Sheets
on our website



Ascend™

Everyday underbench refrigeration

Ascend™

Compact design, reliable performance

Ascend glass door bar coolers stand out as a step above the competition, offering exceptional products that elevate the SKOPE premium range. The Ascend lineup perfectly complements the rest of our premium offerings, with the range including bar coolers and underbench/countertop refrigeration, to provide a comprehensive solution for businesses. These dependable, hardworking display fridges are essential for any enterprise, ensuring that everyday items are showcased in a stylish and functional manner. Ascend glass door display fridges are a testament to SKOPE's commitment to meeting the diverse needs of businesses across various industries and emphasising a complete solution.



Sleek, seamless design

The three Ascend bar coolers and compact display fridge, are designed with a sleek mirrored finish and are available in various sizes for unique display needs. One notable feature of the HB85 is its versatility, as it can be conveniently placed either on the countertop or under the bench, providing adaptable options for different spatial requirements. Despite their differences, all models are meticulously crafted to meet the specific demands of a display fridge, ensuring dependable performance and functionality for daily use.

These products are built with features such as energy-efficient LED internal lighting and compact designs to maximise space utilisation. Each model is equipped with precise temperature control and durable construction, ensuring efficient cooling and reliable operation for showcasing beverages or food items.



The SKOPE Difference | Nothing performs like a SKOPE



Compact Design

Ascend offers cold merchandising in a compact design. With smaller footprints and compact refrigeration design, they fit where larger units won't.




Drive More Sales

Bar Coolers are complete with mirror-finished 304 stainless steel for optimum merchandising and visibility of your food and drinks.



Low Energy Consumption

Expertly designed natural refrigerant technology ensures minimised carbon footprint and provides better energy efficiency than ever before.



Truly Green Technology

The Global Warming Potential of our natural refrigerant is virtually zero. Other refrigerants can be over 54,000 times worse for the environment.



Proven Performance

The Ascend series is certified to all Australian and New Zealand to store food safely below 5°C (M1)



SKOPE Reliability

SKOPE quality and reliability backed by a 2 year warranty across all Ascend products.

Ascend Compact Fridges | Summary

- Perfect for:
- Cafes, restaurants and shops that require cold merchandising options in a compact package
 - With smaller footprints - Ascend models can be used where bigger merchandisers won't go
 - All products are suitable for food and perishable product display, thanks to their M1 rating

Available Configuration

- Merchandisers:
- Compact fridge for under or on-bench use (HB85)
 - 1, 2 or 3 door (Bar Coolers)
- Door Finish – glass
 - Exterior/Interior Colours – white/white (HB85), stainless steel construction with mirror interior (Bar Coolers)
 - Refrigeration unit – self contained R600 (HB85) self contained R290 (Bar Coolers)



Simplicity



Natural Refrigerant



Maximum Visibility



HB85



GC.1.GSW



GC.2.GSW



GC.3.GSW

Key Features

- Natural refrigerant
- LED interior lighting
- Secure door locks
- GEMS compliant
- 2 year warranty (parts and labour)


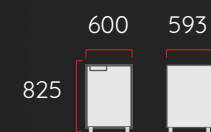

Options

- Solid stainless steel doors (Bar Coolers)

Stock Availability

- Stocked: All models


Ascend Compact Fridges | Specifications



Product Details	1 Glass Door On-bench or Underbench Fridge		1 Door Bar Cooler	2 Door Bar Cooler	3 Door Bar Cooler
Model Number	HB85		BC.1.GSW	BC.2.GSW	BC.3.GSW
Door Finish	Plastic Framed Glass		Plastic Framed Glass	Plastic Framed Glass	Plastic Framed Glass
Footprint (m²)	0.23		TBC	TBC	TBC
Shelves	2 x adjustable height wire shelves		3 x adjustable stainless steel shelves	6 x adjustable stainless steel shelves	9 x adjustable stainless steel shelves
Interior Lighting	1 x 3W LED		1 x 24 V, cool white (6500K) 354 mm LED strip on cabinet ceiling	2 x 24 V, cool white (6500K) 354 mm LED strips on cabinet ceiling	3 x 24 V, cool white (6500K) 354 mm LED strips on cabinet ceiling
Refrigeration Unit	Self-contained		Self-contained	Self-contained	Self-contained
Storage Capacity					
Internal Volume (L)	82		88	130	203
Performance					
Max Ambient Temperature (°C)	35		35	35	35
Temperature Range (°C)	0 to 5		0 to 5	0 to 5	0 to 5
GEMS Certified Climate Class	3M1		3M1	3M1	3M1
Energy Consumption (kWh/24h)	0.95		2.87	4.16	5.91
Annual Running Cost (@ \$0.30/kWh)	\$105		\$314	\$456	\$647
Current Draw (Amps)	0.8		1.2	1.5	2



Download
Spec Sheets
on our website



Head Office

New Zealand
SKOPE Industries Limited
57 Princess Street
PO Box 1091
Christchurch 8140
New Zealand
International Tel: +64 (3) 983 3800

Customer Services

Australia
Freephone: 1800 121 535
Email: skope@skope.com

New Zealand
Freephone: 0800 947 5673
Email: skope@skope.com



Scan the QR code to register
your warranty.



The paper from this brochure is recyclable.

Information contained in this document has been checked for accuracy at the time of production. SKOPE reserves the right to alter any detail without notice. Conditions are subject to change without notice. The photographs used in this publication are for illustrative purposes only. Minor design changes may result in slight variations between the product illustrated and the final delivered product.

AUS 1800 121 535 / NZ 0800 947 567. Copyright © SKOPE Industries Limited. All rights reserved. SKOPE Industries Ltd reserves the right to alter specifications without notice. Visit www.skope.com for the most recent specification documents.