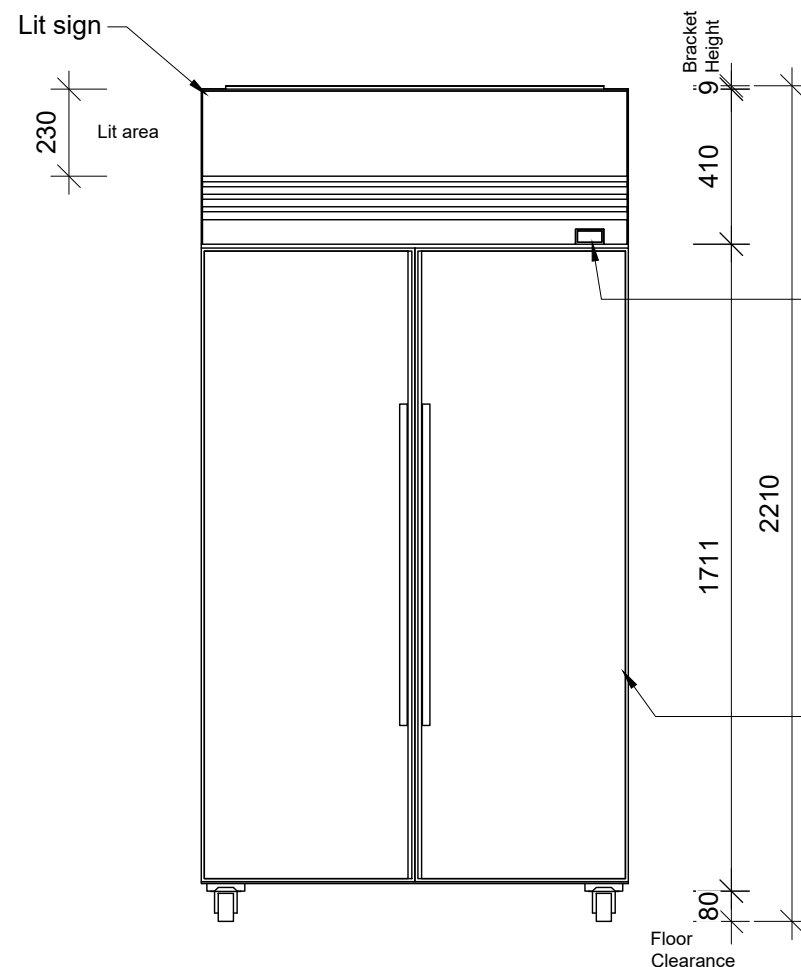
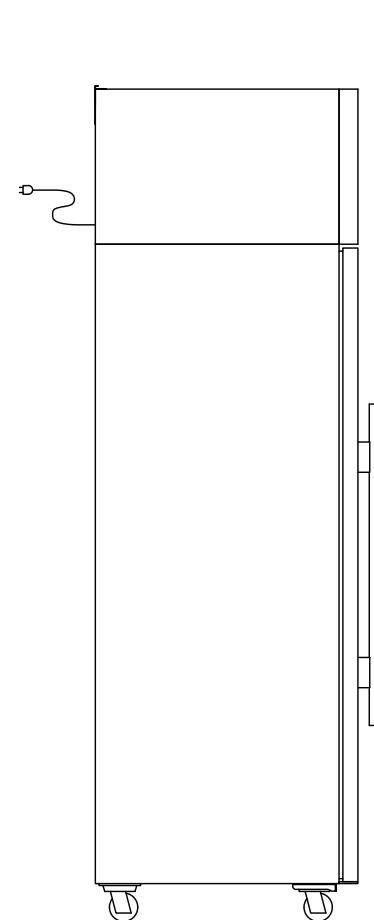
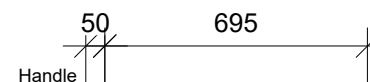
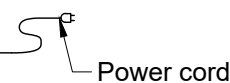


Back Elevation



4 x 100mm high swivel castors (front lockable) (Ø75mm wheel)



Cabinet Dimensions:

	External	Internal
Height (mm):	2200	1570
Width (mm):	1130	1030
Depth (mm):	745*	554
Floor Area (m²):	0.84	

*Depth 695mm excludes removable door handle and door lock bracket

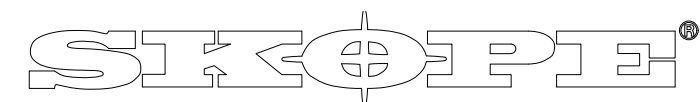
Electrical Voltage (V):	240
Electrical Ampere (A):	5.5
Electrical Frequency (Hz):	50

MEPS TEC:	17.9 kWh/24h
Refrigerant:	R290 / 107g

Dimensional Tolerances

Before installing this cabinet allow for the following dimensional tolerances:

Linear Dimensions	Overall Cabinet Dimensions
Less than 1 metre	+5mm
More than 1 metre	-5mm to +10mm
Length of Multiple Cabinets	
At each joint	At each end wall
+5mm	+15mm
-5mm to +10mm	+15mm



Industries Limited

66 Princess St. PO Box 1091
 Christchurch, New Zealand
 New Zealand Freephone: 0900 947 5673
 Australian Freephone: 1800 121 535
 Email: enquiry@skope.co.nz
 Website: www.skope.co.nz

Model:

TMF1000N-AC

Description:

ActiveCore Series, 2 Door (Glass), Upright Freezer

Unless Otherwise Specified:

Folded Dimension:	Overall
Linear Tolerances:	± 0.5mm
Angular Tolerances:	± 0.5mm
Units:	Millimeters

Scale:

1 : 20

Revision:

Copyright © SKOPE Industries Limited